

Raisins

South Africa

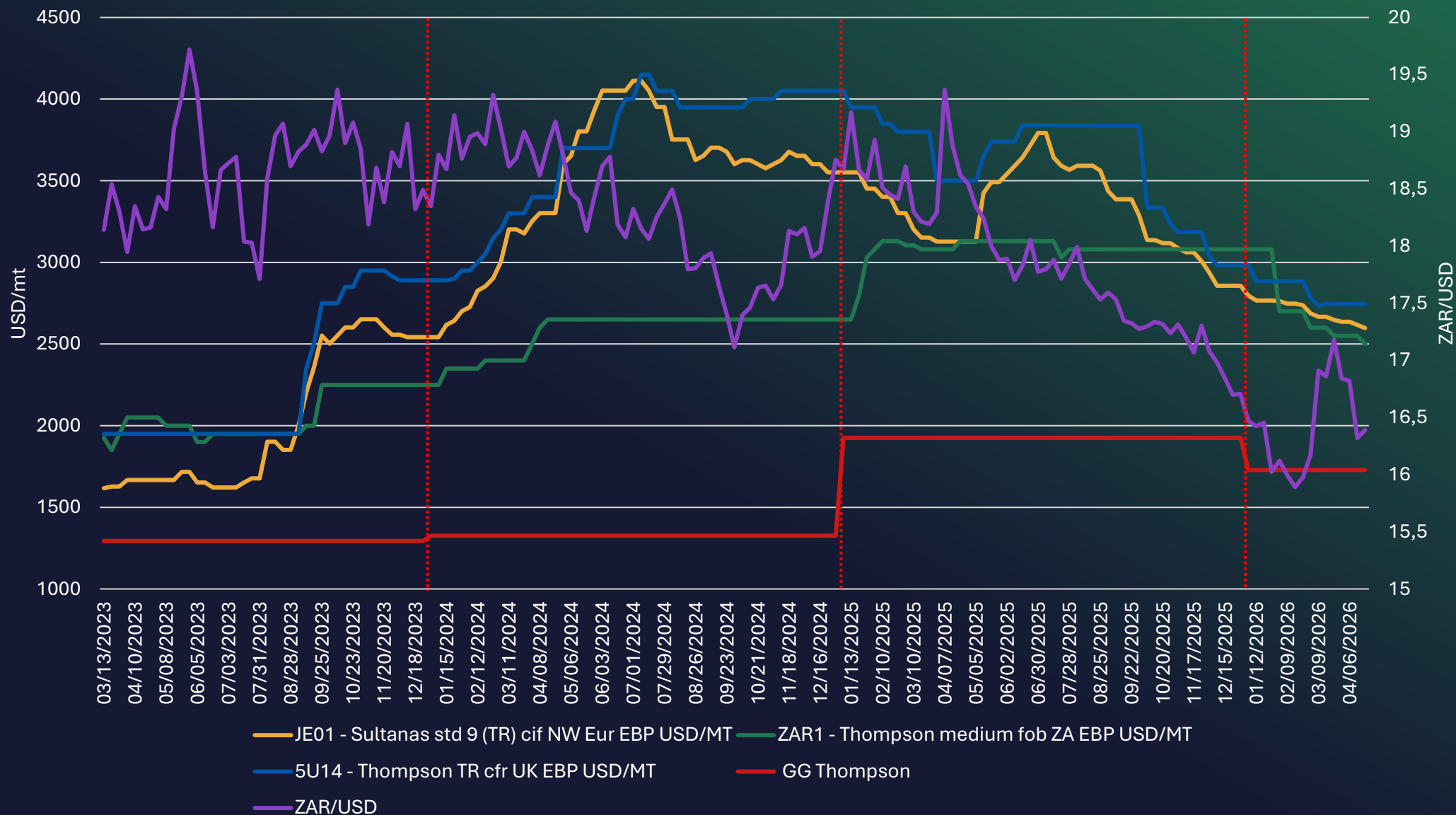




1

INTERNASIONALE PRYSE EN WISSELKOERS

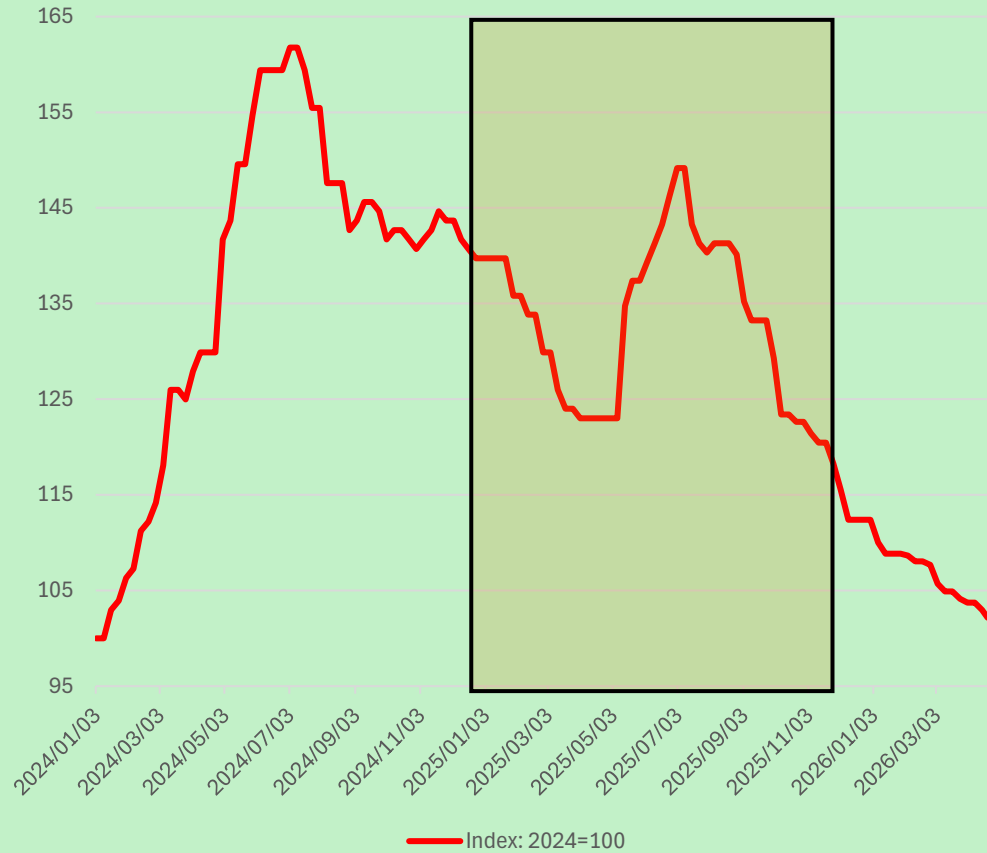
Suid-Afrika vs Turkey Rosyntjie Pryse en die ZAR/USD wisselkoers



JE01 - Sultanas std 9 (TR) cif NW Eur EBP USD/MT

Source: Mintecanalytics.com

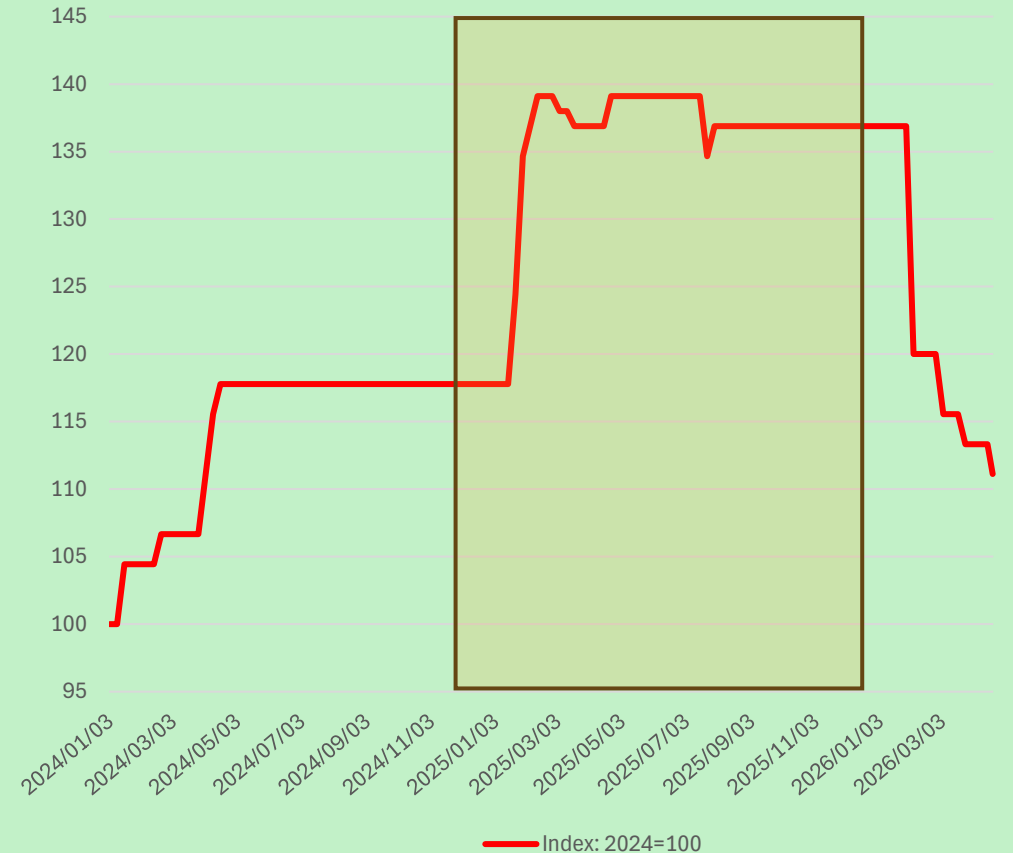
Sultanas | standard type 9; brown colour | origin: Turkey | min 20 foot container | cost; insurance; freight; Northwest Europe | Expana Benchmark Prices (EBP)



ZAR1 - Raisins Thompson medium fob ZA EBP USD/MT

Source: Mintecanalytics.com

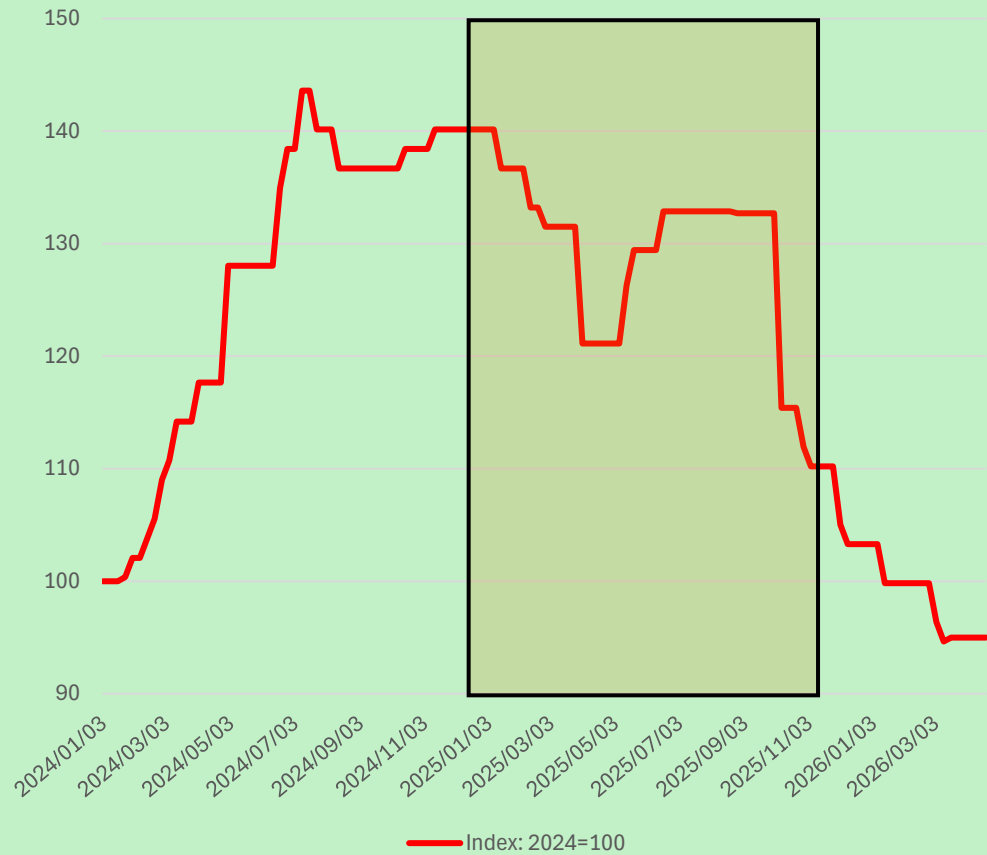
Raisins | Thompson seedless | medium; choice | minimum 20ft container | free on board; South Africa | Expana Benchmark Prices (EBP)



5U14 - Raisins (TR) cfr UK EBP USD/MT

Source: Mintecanalytics.com

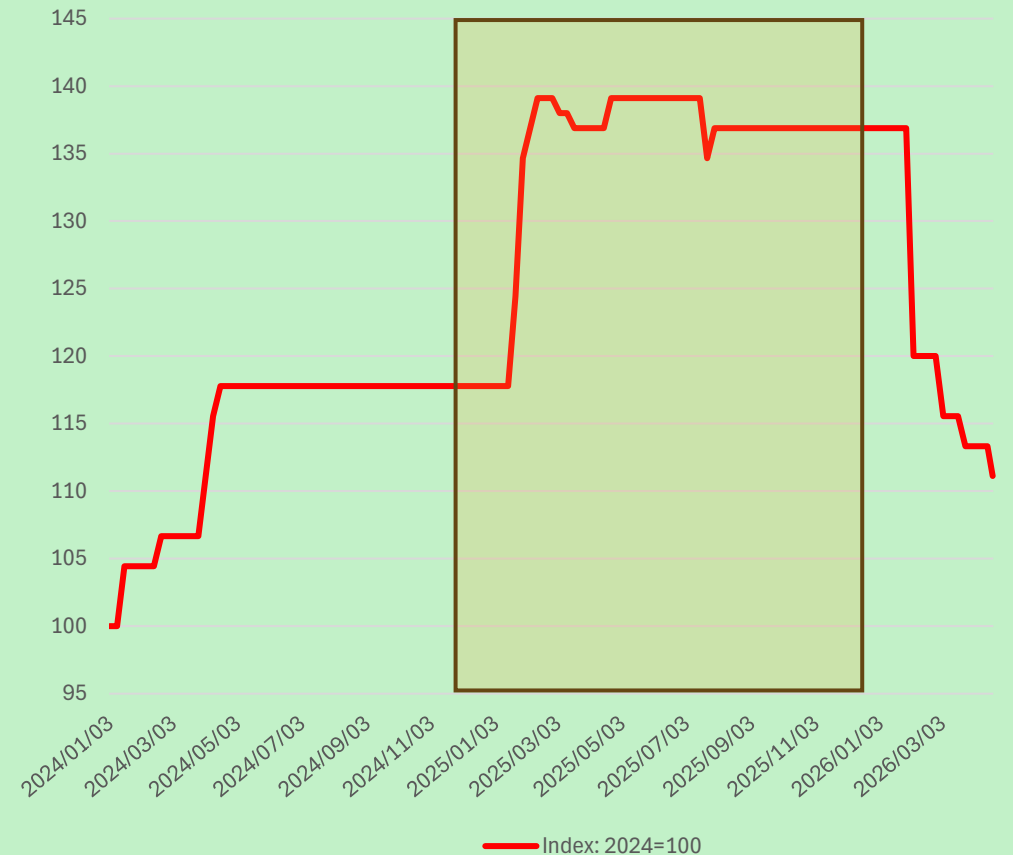
Thompson seedless raisins | ready to use | origin: Turkey | min 20 ft container | cost and freight; United Kingdom | Expana Benchmark Prices (EBP)



ZAR1 - Raisins Thompson medium fob ZA EBP USD/MT

Source: Mintecanalytics.com

Raisins | Thompson seedless | medium; choice | minimum 20ft container | free on board; South Africa | Expana Benchmark Prices (EBP)



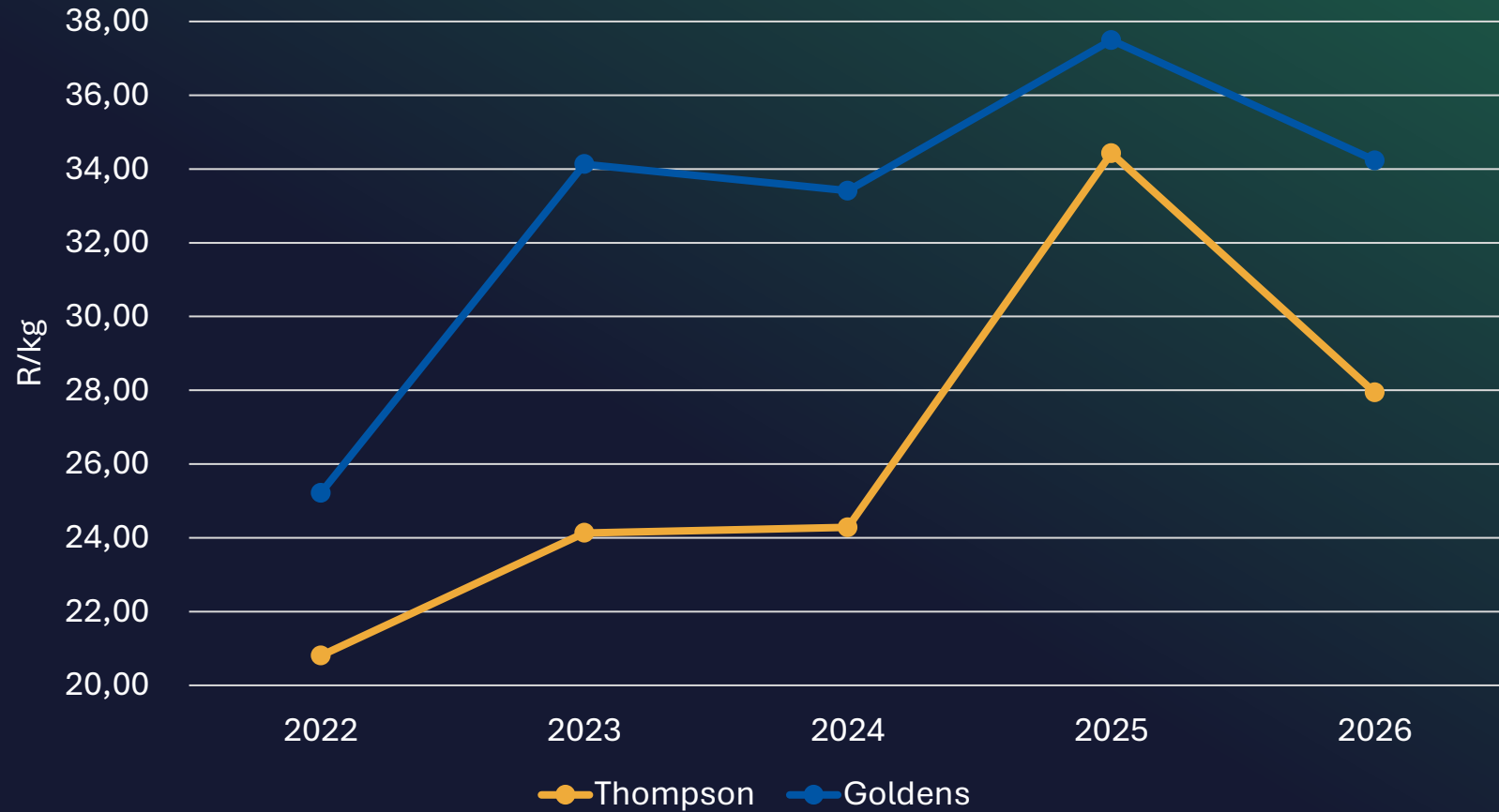


2

PLAASLIKE PRYSE



Geweegde Gemiddelde Pryse

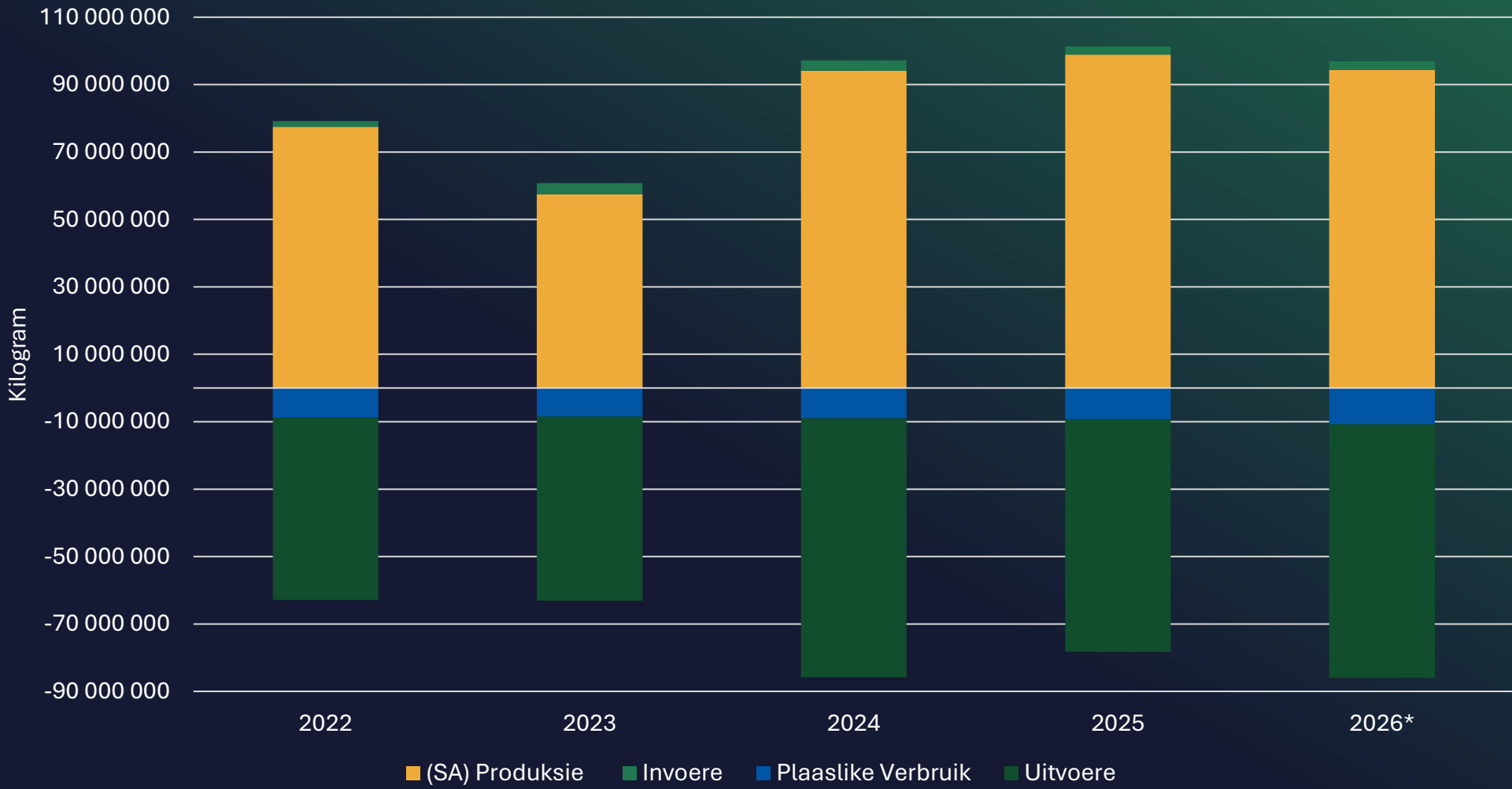




3

VRAAG EN AANBOD

Suid-Afrikaanse Vraag en Aanbod



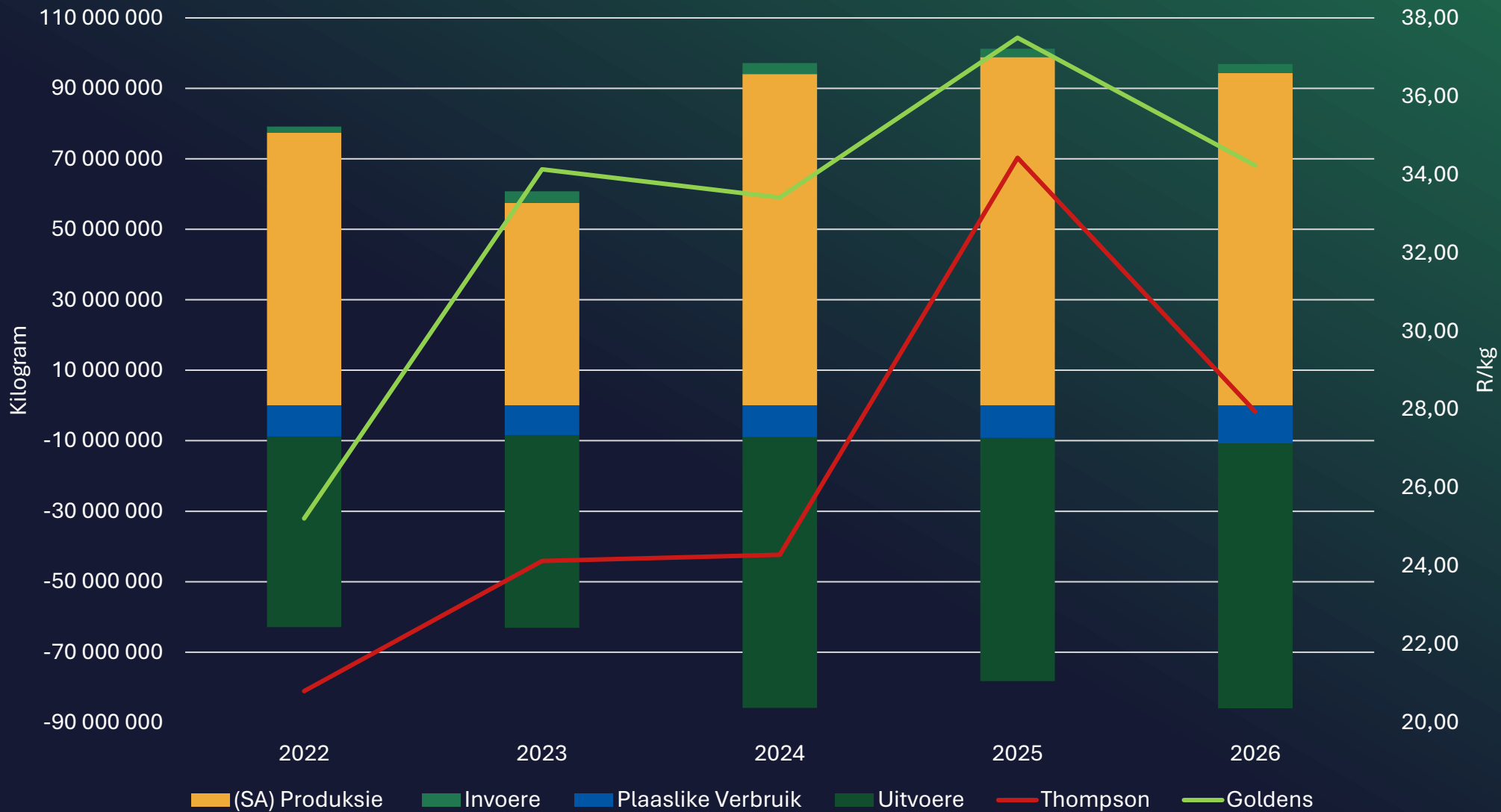
Bemerking jaar	Suid- Afrikaanse Produksie	Invoere	Plaaslike Verbruik	Uitvoere
2022	77 451	1 306	8 840	54 475
2023	57 516	2 716	8 400	55 255
2024	94 089	2 356	9 022	76 150
2025	98 877	2 000	9 206	68 775
2026	94 369	2 000	10 759	75 159




4

SAMEVATTING

Samevatting - Vraag, Aanbod en Gemiddelde Pryse





5

WEEKLIKSE INNAMES – WEEK 16

OVERVIEW



TOTAL RAISINS: WEEKLY PRODUCER DELIVERIES

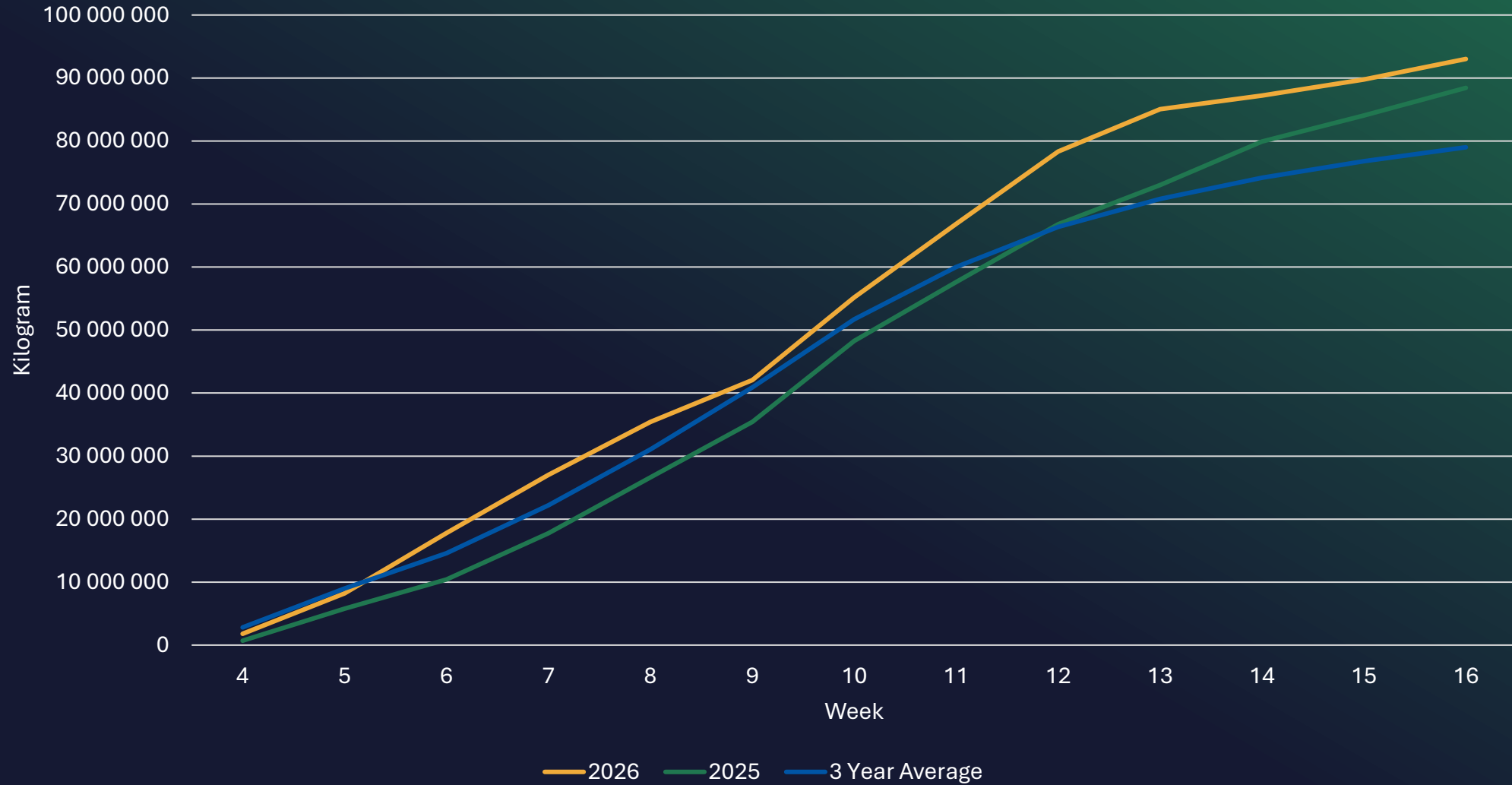
Sponsored by



Publication Date: 2026/04/23

Week	Week Ending	2026 Marketing Year				Comparison with Previous Marketing Year		Comparison with 3 Year Average	
		1 January 2026 - 31 December 2026				% Change from Previous Year	Cum. Total 2025	Current Year % Change from 3 Year Average	3 Year Average Cum. Total 2023 - 2025
		Reported Deliveries	Adjustments	Week Total	Cum. Total				
KG									
4	19/01/2026 - 23/01/2026	1 795 192	0	1 795 192	1 795 192	156	701 403	-36	2 808 987
5	26/01/2026 - 30/01/2026	6 433 423	0	6 433 423	8 228 615	42	5 791 931	-8	8 982 671
6	02/02/2026 - 06/02/2026	9 568 155	0	9 568 155	17 796 771	71	10 400 109	22	14 597 615
7	09/02/2026 - 13/02/2026	4 340 829	4 861 144	9 201 973	26 998 744	52	17 744 425	22	22 177 623
8	16/02/2026 - 20/02/2026	8 409 847	0	8 409 847	35 408 591	33	26 635 301	14	31 047 074
9	23/02/2026 - 27/02/2026	6 650 674	0	6 650 674	42 059 265	19	35 413 830	3	40 889 923
10	02/03/2026 - 06/03/2026	13 010 336	106 192	13 116 528	55 175 793	14	48 271 476	7	51 716 284
11	09/03/2026 - 13/03/2026	11 665 782	0	11 665 782	66 841 575	16	57 601 445	11	59 987 596
12	16/03/2026 - 20/03/2026	11 486 068	0	11 486 068	78 327 644	17	66 784 825	18	66 380 334
13	23/03/2026 - 27/03/2026	6 744 613	0	6 744 613	85 072 257	17	73 005 219	20	70 818 928
14	30/03/2026 - 03/04/2026	1 858 002	274 691	2 132 692	87 204 949	9	79 903 008	18	74 180 070
15	06/04/2026 - 10/04/2026	2 564 261	0	2 564 261	89 769 210	7	84 052 270	17	76 811 852
16	13/04/2026 - 17/04/2026	3 255 071	0	3 255 071	93 024 281	5	88 436 946	18	79 008 126

Cumulative Total of the Weekly Raisin intakes in kilogram for 2025, 2026 and a 3 Year Average



Dankie

